

How to set up your security questions for password reset

Go to <https://auth-np.bryanston.co.uk/userlogin.html?7> and use your current user name and password for the Bryanston website to log in and you will see a welcome screen (as shown below). Click on **Next**.

The screenshot shows the 'User Setup' wizard for Bryanston School. At the top left is the school's crest. At the top right, there are links for 'Sign out p test on Bryanston School Parents' and the text 'Bryanston School'. Below the header, a message states: 'This wizard walks you through the steps required to configure your account for our self service account features.' The main heading is 'User Setup'. Below this, it says: 'You will now be guided through setting up your account so you may perform various self service actions, such as *Password Resets*. The list below shows the steps where we need details from you.' A table lists two steps: 'Email Addresses' and 'Answer Your Personal Questions', both with a status of 'Incomplete'. Below the table is a checkbox labeled 'Show steps that are already completed'. At the bottom right, there are four buttons: '< Previous', 'Next >', 'Cancel', and 'Finish'. A large blue arrow points upwards to the 'Next >' button.

On the next screen enter your email address, click **Add** and then click on **Next**.

Sign out p test on
Bryanston School Parents

Bryanston School

This wizard walks you through the steps required to configure your account for our self service account features.

User Setup

We occasionally need to send you messages and confirmations. Please provide your contact details here.

Email Addresses

Add Email Address

joebloggs@gmail.com **Add**

joebloggs@gmail.com **Add** Notifications **Delete**

< Previous **Next >** Cancel Finish

Set up your five security questions. You will be asked a selection of these questions when you next need to recover your password, so please make sure you remember the answers you give here. Once you have filled in all the answers, click on **Next**

Sign out p test on
Bryanston School Parents

Bryanston School

This wizard walks you through the steps required to configure your account for our self service account features.

User Setup

Answer Your Personal Questions. You can create your own personal questions in the dashboard once this wizard is complete and your account is setup.

Where were you born?
.....

What is your favourite TV show?
.....

What was your first pets name?
.....

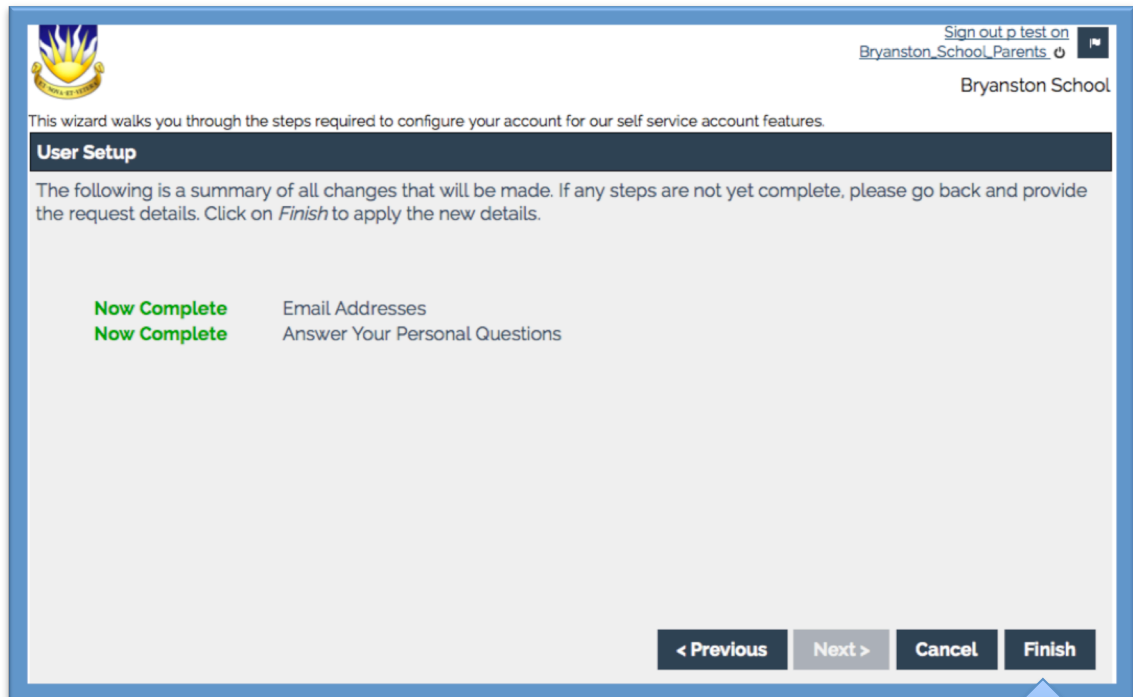
What was the name of the last school you attended?
.....



What is your favourite colour?
.....

☒ Show answers on screen

< Previous **Next >** Cancel Finish

You will then see a summary screen. Click on **Finish** and once you see the confirmation screen you are all set up to use the new password recovery system.



 [Sign out p test on Bryanston_School_Parents](#)  Bryanston School

This wizard walks you through the steps required to configure your account for our self service account features.

User Setup

The following is a summary of all changes that will be made. If any steps are not yet complete, please go back and provide the request details. Click on *Finish* to apply the new details.

Now Complete	Email Addresses
Now Complete	Answer Your Personal Questions

[< Previous](#) [Next >](#) [Cancel](#) [Finish](#)

When you log into the Parents Area of the Bryanston website, you will see a **Login help** link, which you can now use to reset your password should you forget it in the future.

Should you have any questions, please contact us on webmaster@bryanston.co.uk